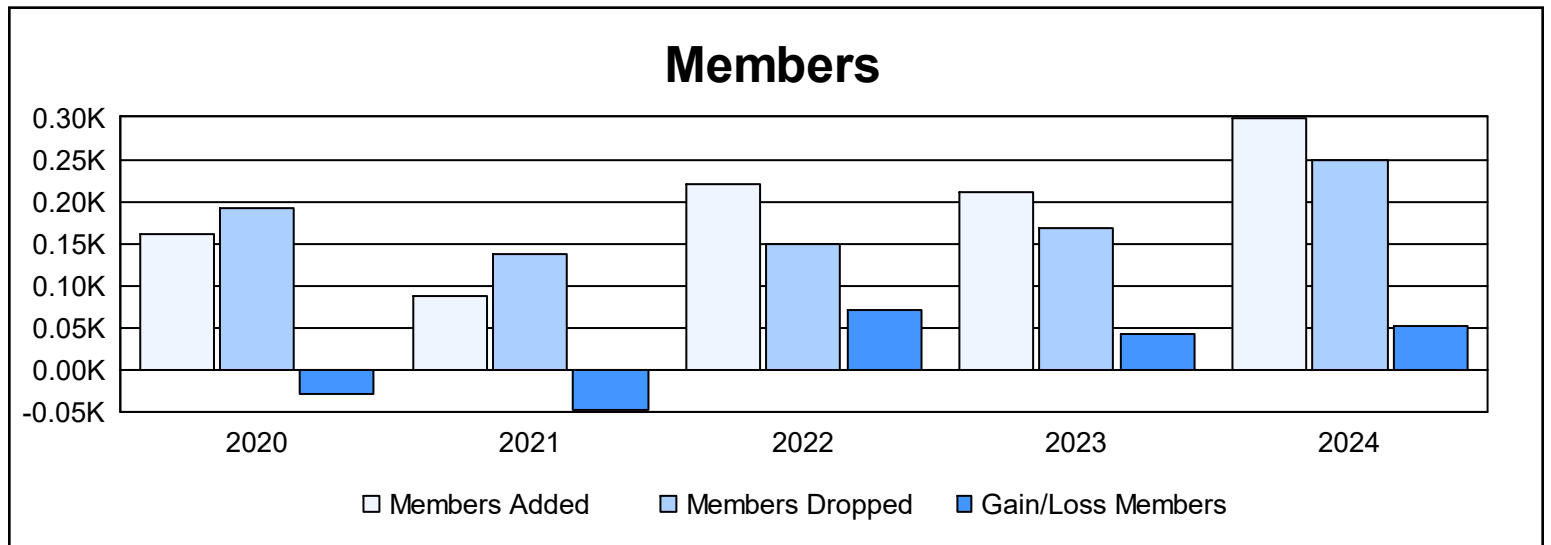
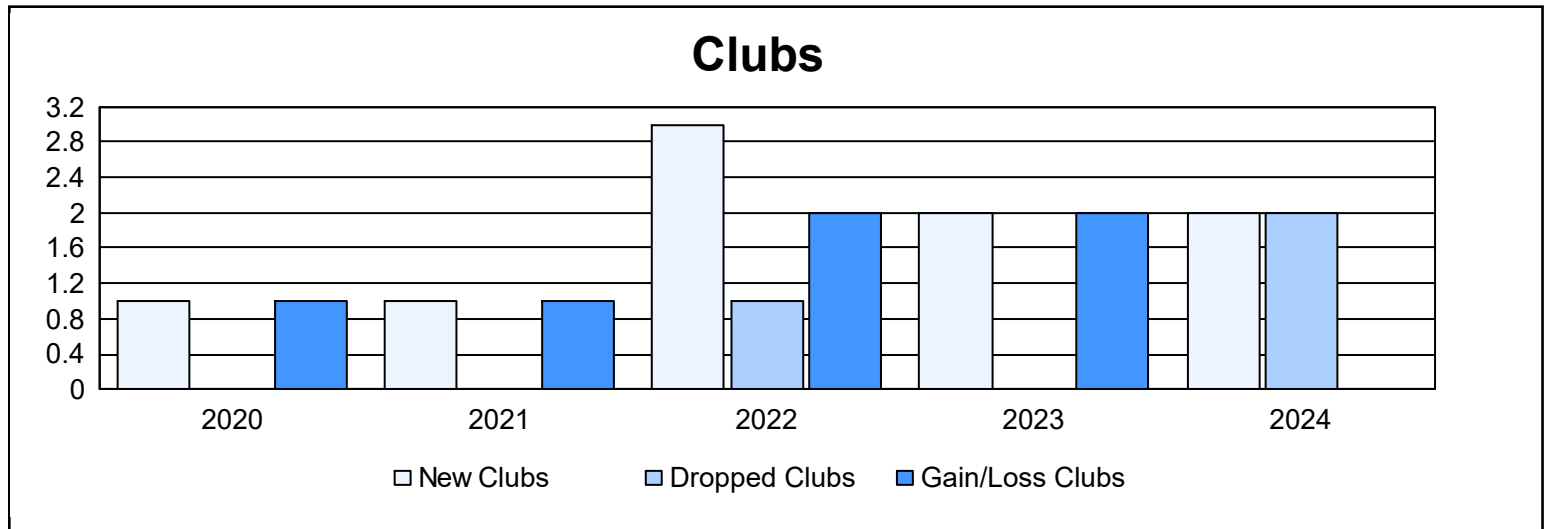
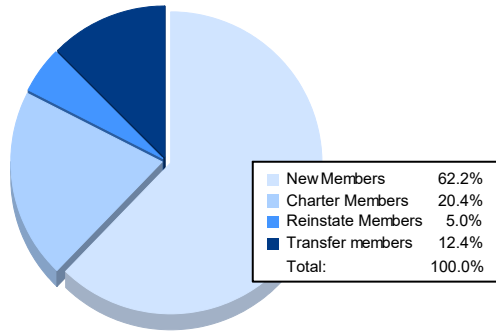


Year	New Clubs	Dropped Clubs	Gain/ Loss Clubs	New Members	Charter Members	Reinstate Members	Transfer Members	Total Member Added	Total Members Dropped	Gain/ Loss Members
2019-2020	1	0	1	110	33	2	17	162	191	-29
2020-2021	1	0	1	55	22	4	7	88	137	-49
2021-2022	3	1	2	123	81	1	15	220	150	70
2022-2023	2	0	2	129	57	5	19	210	167	43
2023-2024	2	2	0	186	61	15	37	299	248	51
<b>Average</b>	<b>2</b>	<b>1</b>	<b>1</b>	<b>121</b>	<b>51</b>	<b>5</b>	<b>19</b>	<b>196</b>	<b>179</b>	<b>17</b>



### Membership Composition June 2024 Cumulative



### Gender Composition June 2024 Cumulative

